

Ethanol Market and Pricing Data



U.S. GRAINS
COUNCIL

2018年4月3日

目录

乙醇、燃料和副产品价格.....	2
关税税率.....	9
其他市场资源.....	10

For more information on the contents of this publication or the U.S. Grains Council, its mission and programs, please contact the U.S. Grains Council at (202) 789-0789.

The U.S. Grains Council is a private, non-profit partnership of producers and agribusinesses committed to building and expanding international markets for U.S. barley, corn, grain sorghum and their products. The Council is headquartered in Washington, D.C. and has ten international offices that oversee programs in more than 50 countries. Financial support from our private industry members, including state checkoffs, agribusinesses, state entities and others, triggers federal matching funds from the USDA resulting in a combined program value of more than \$26 million.

乙醇、燃料和副产品价格

燃料及其他副产品相较价格 - 美元/加仑

产品	目前价格	前周平均	去年同期	周度百分比变化	年度百分比变化
乙醇					
乙醇 (现货离岸价 美湾)	\$1.529	\$1.543	\$1.618	-0.9%	-5.5%
乙醇 (现货离岸价 Santos, 巴西)	\$2.237	\$2.255	\$2.138	-0.8%	4.6%
美湾与 Santos 价差	-\$0.707	-\$0.712	-\$0.520	-0.7%	35.9%
乙醇 (现货离岸价 太平洋西北)	\$1.570	\$1.565	N/A	0.3%	N/A
汽油/化学组分/添加剂					
MTBE (现货离岸价 美湾)	\$2.26	\$2.19	\$1.91	3.3%	18.3%
MTBE 与乙醇价差 (现货离岸价 美湾)	\$0.73	\$0.65	\$0.30	4.1%	23.8%
"芳烃" 辛烷值增加剂 (BTX)					
苯(现货离岸价 美湾)	\$2.94	\$2.95	\$2.67	-0.1%	10.0%
甲苯 NITN (现货离岸价 美湾)	\$2.72	\$2.67	\$2.15	2.1%	26.5%
混合二甲苯 (现货离岸价 美湾)	\$2.55	\$2.54	\$2.01	0.6%	27.1%
芳烃加权平均价 (BTX)	\$2.65	\$2.63	\$2.13	0.9%	24.3%
汽油 (现货离岸价 美湾)	\$1.940	\$1.919	\$1.524	1.1%	27.3%

Source: World Perspectives, Inc.

燃料及其他副产品相较价格 - 美元/公升

产品	目前价格	前周平均	去年同期	周度百分比变化	年度百分比变化
乙醇					
乙醇 (现货离岸价 美湾)	\$0.404	\$0.407	\$0.427	-0.9%	-5.5%
乙醇 (现货离岸价 Santos, 巴西)	\$0.591	\$0.596	\$0.565	-0.8%	4.6%
美湾与 Santos 价差	-\$0.187	-\$0.188	-\$0.137	-0.7%	35.9%
乙醇 (现货离岸价 太平洋西北)	\$0.415	\$0.413	N/A	0.3%	N/A
汽油/化学组分/添加剂					
MTBE (现货离岸价 美湾)	\$0.60	\$0.58	\$0.51	3.3%	18.3%
MTBE 与乙醇价差 (现货离岸价 美湾)	\$0.19	\$0.17	\$0.08	4.1%	23.8%
"芳烃" 辛烷值增加剂 (BTX)					
苯(现货离岸价 美湾)	\$0.78	\$0.78	\$0.71	-0.1%	10.0%
甲苯 NITN (现货离岸价 美湾)	\$0.72	\$0.70	\$0.57	2.1%	26.5%
混合二甲苯 (现货离岸价 美湾)	\$0.67	\$0.67	\$0.53	0.6%	27.1%
芳烃加权平均价 (BTX)	\$0.70	\$0.69	\$0.56	0.9%	24.3%
汽油 (现货离岸价 美湾)	\$0.51	\$0.51	\$0.40	1.1%	27.3%

Source: World Perspectives, Inc.

*Note: prior year Ethanol FOB PNW values will be available in 2018.

市场展望：本周乙醇市场波动。CBOT 乙醇期货价比之前一周下降 1.9%，中西部乙醇批发价格下降 0.9%，至 40.76 美分/公升（154.30 美分/加仑）。

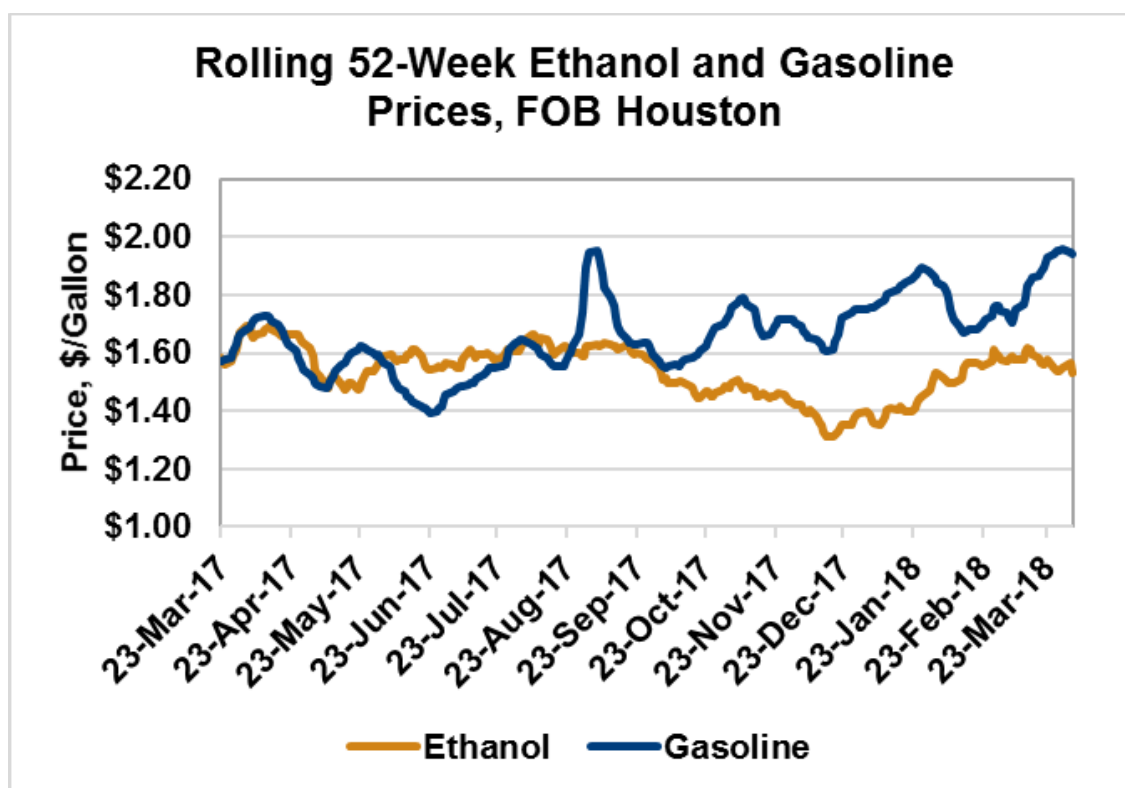
休斯顿乙醇现货离岸价比上周下降 0.9% 至 40.40 美分/公升（152.9 美分/加仑）。巴西 Santos 乙醇现货离岸价比上周下降 0.7% 至 59.09 美分/公升（223.68 美分/加仑）。

休斯顿-Santos 现货离岸价价差下降 0.7%，本周为 18.67 美分/公升（70.74 美分/加仑），这使得价差略高于六月内最低点。

MTBE 价格比上周交易价格上升 3.2% 至 59.80 美分/公升（226.36 美分/加仑）。MTBE 美湾地区现货离岸价比休斯顿地区乙醇现货离岸价高 19.40 美分/公升（73.42 美分/加仑）

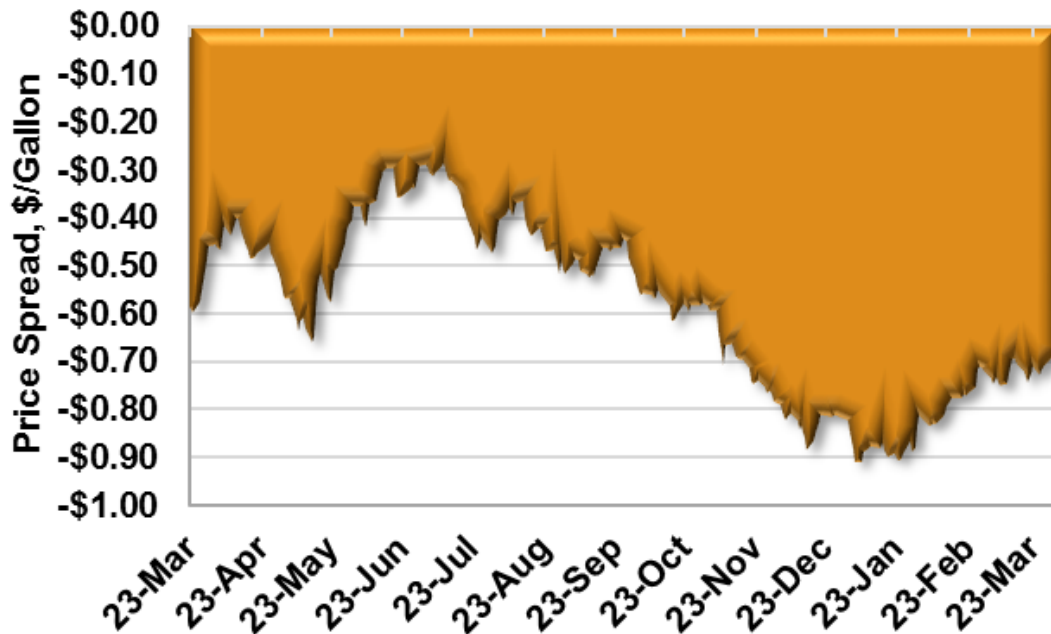
BTX 组份价格走强，苯价格下降 0.1%，甲苯价格上升 2.1%，二甲苯价格上升 0.6%。芳香烃加权平均价目前在 70.05 美分/公升（265.16 美分/加仑），比上一周上升 0.9%。加权平均 BTX 价格比休斯顿地区乙醇现货离岸价高 28.65 美分/公升（112.22 美分/加仑）。

汽油和原油价格本周继续开低。RBOB 期货价格下降 3.2% 或 1.71 美分/公升（6.46 美分/加仑），84 号辛烷值 ROBO 和 87 号辛烷值 CBOB 分别下降 2.2% 和 1.6%。WTI 原油期货价格比上周下降 242 美分/桶，Brent 原油期货价格下降 209 美分/桶。



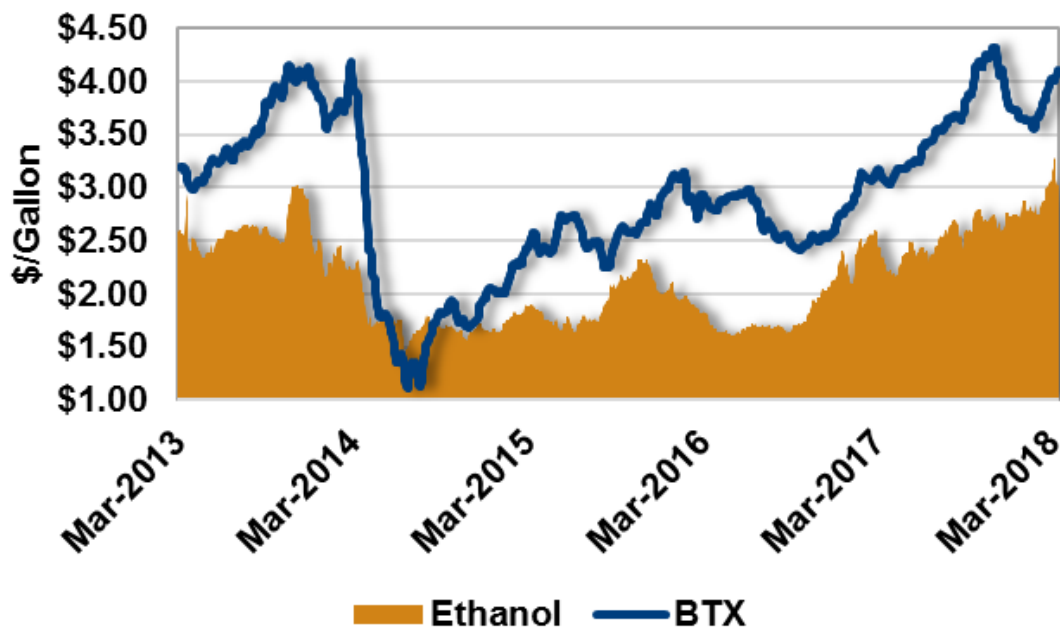
Source: World Perspectives, Inc.

Rolling 52-Week FOB Houston - FOB Santos, Brazil Ethanol Price Spread

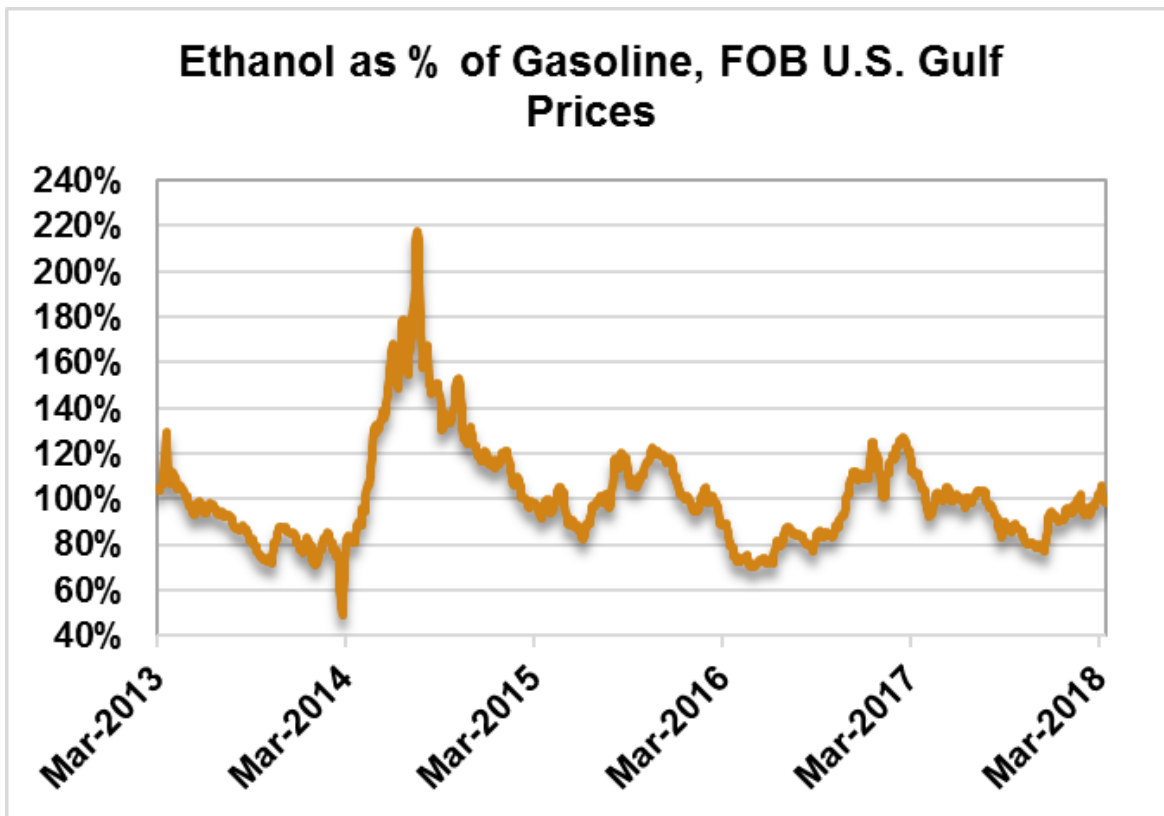


Source: World Perspectives, Inc.

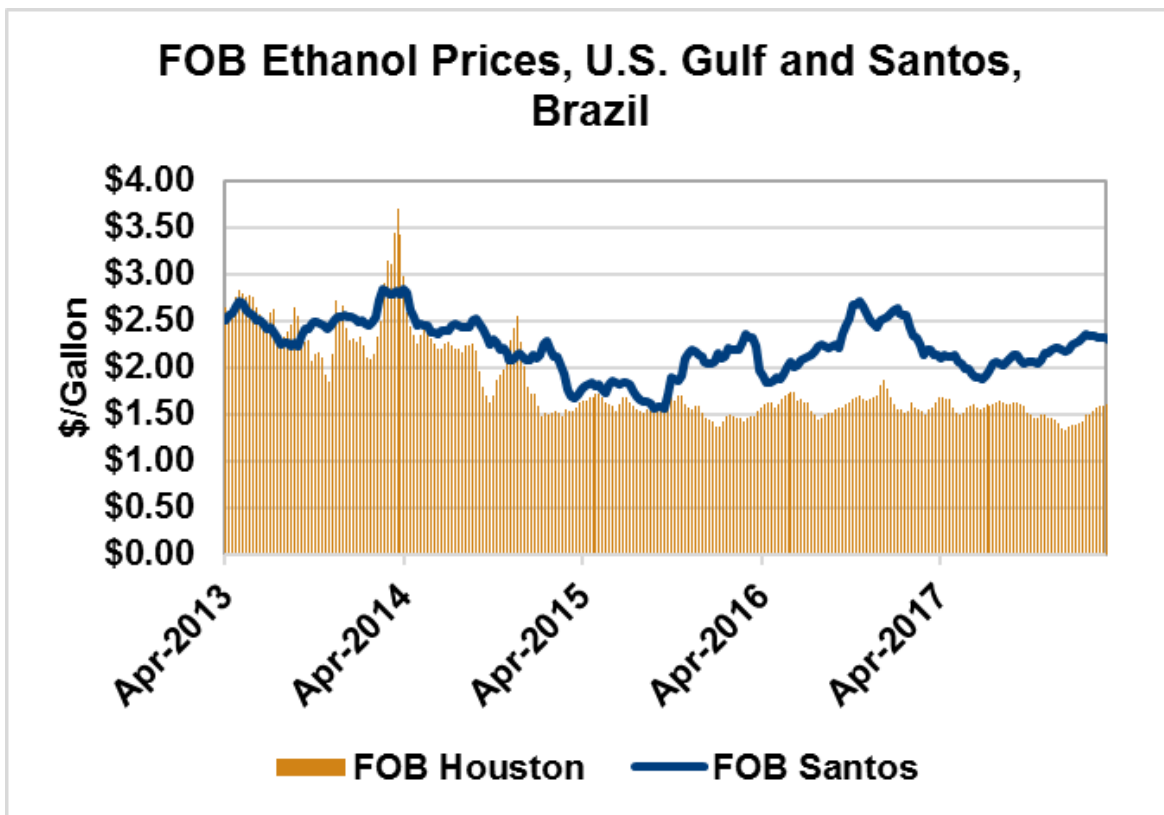
Daily Weighted Average BTX and Ethanol Prices, FOB Gulf



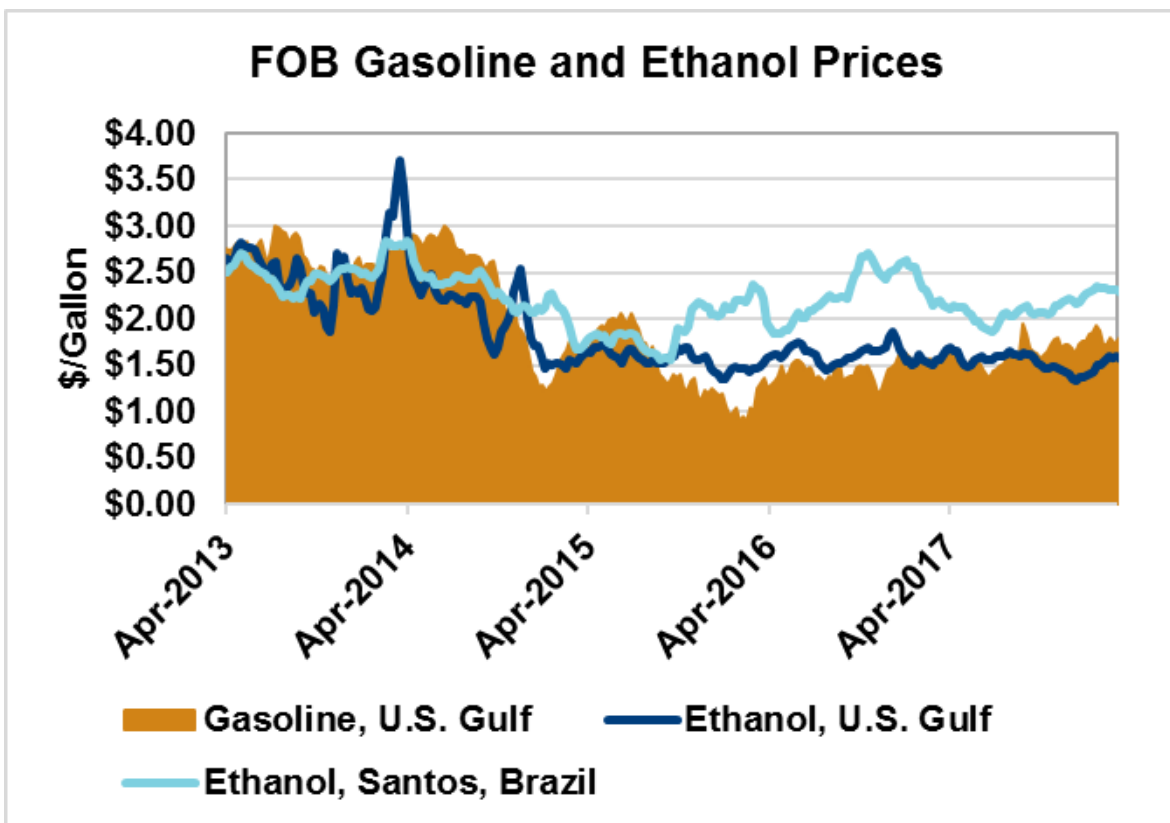
Source: World Perspectives, Inc.



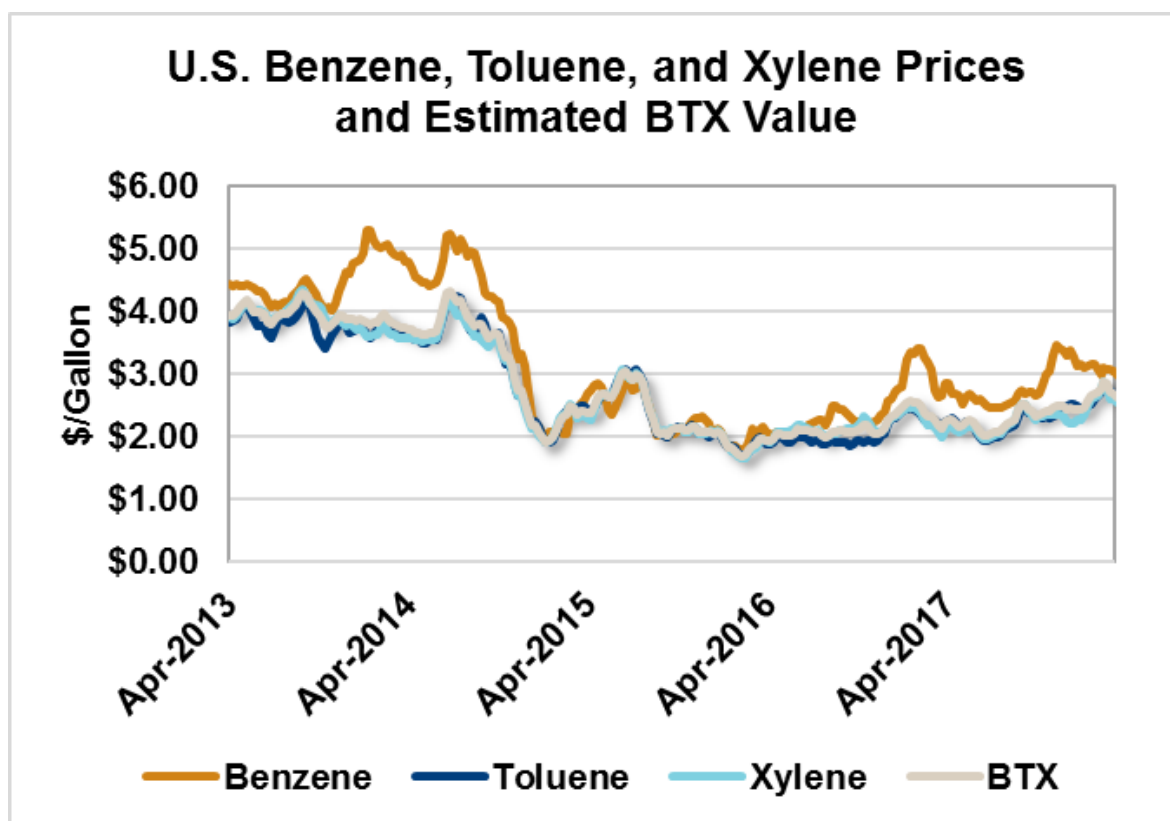
Source: World Perspectives, Inc.



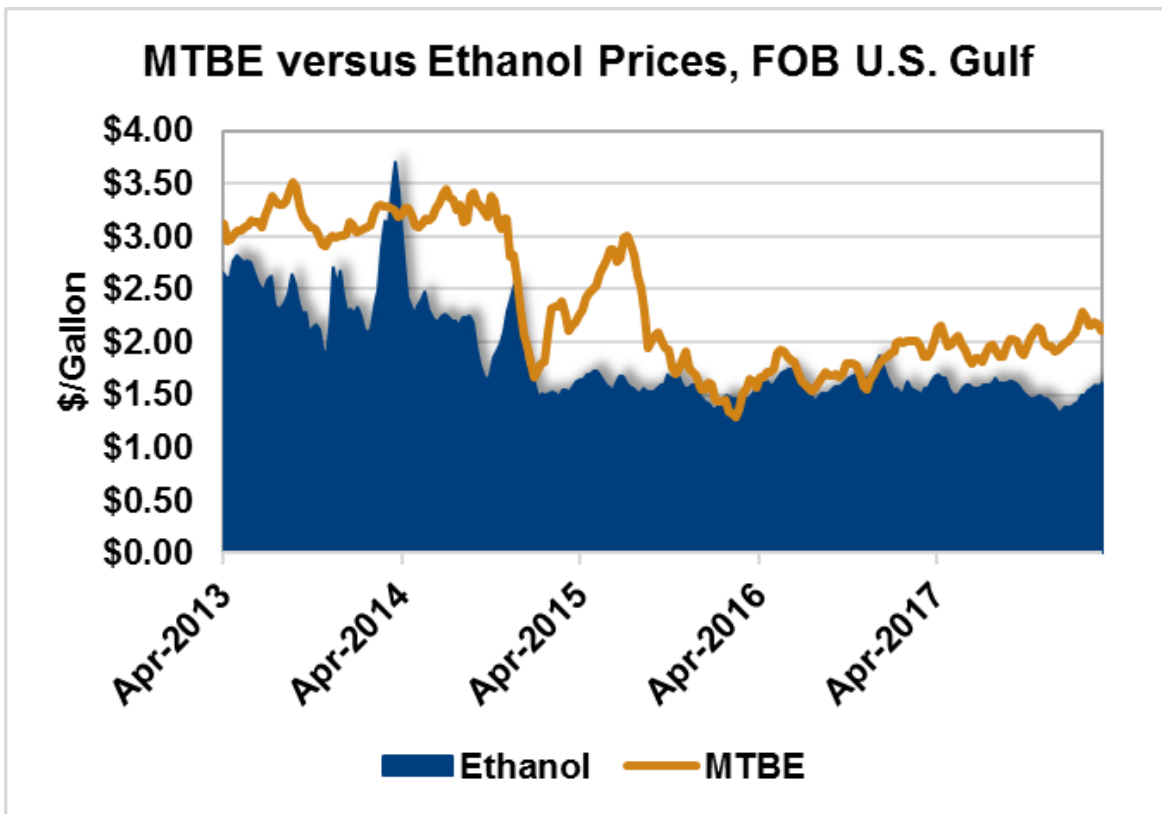
Source: World Perspectives, Inc.



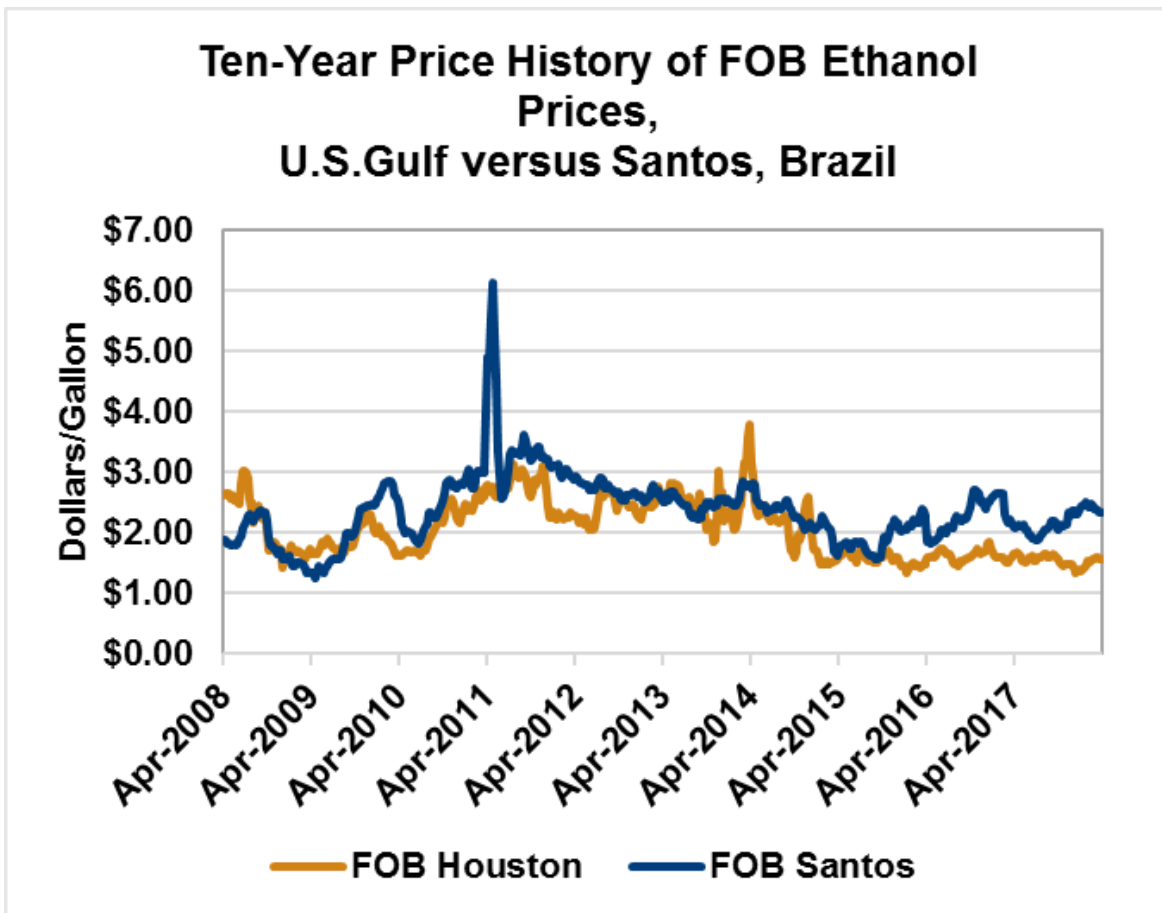
Source: World Perspectives, Inc.



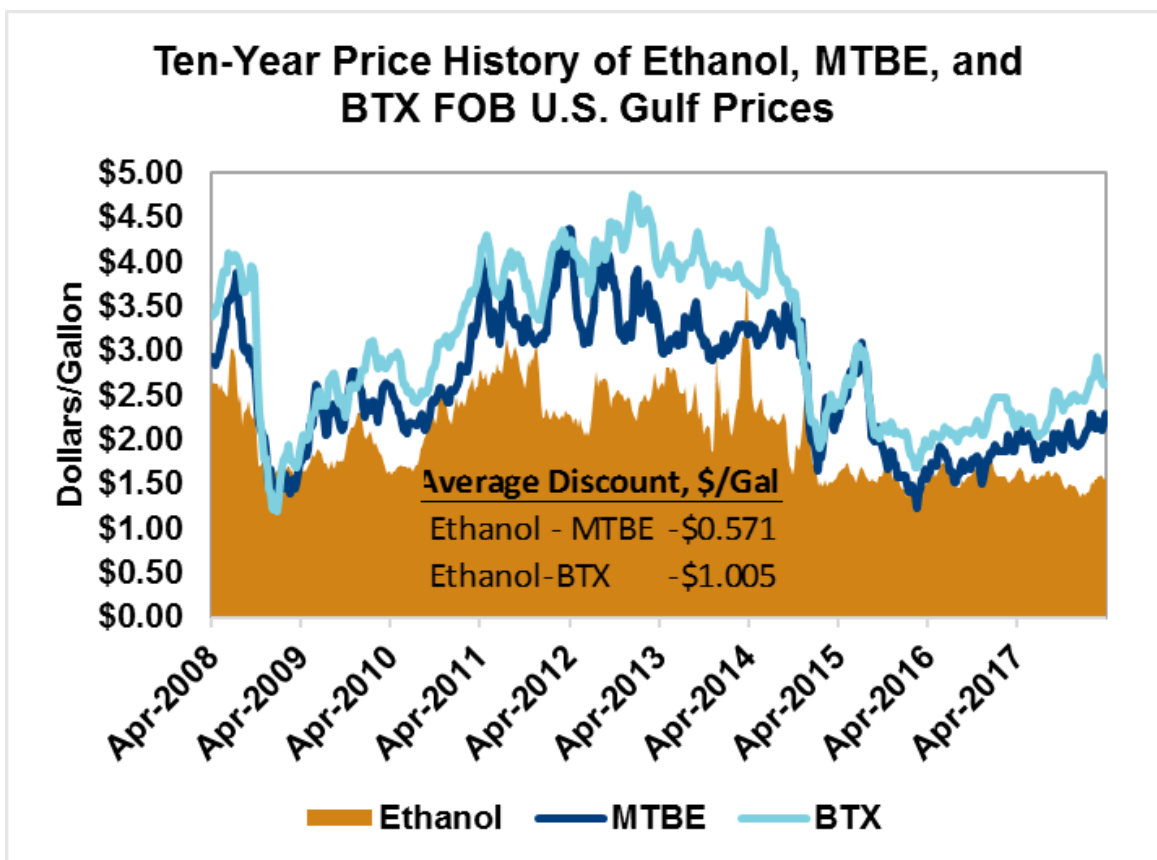
Source: World Perspectives, Inc.



Source: World Perspectives, Inc.



Source: World Perspectives, Inc.



Source: World Perspectives, Inc.

Price Database: If you are interested in historical price data, please click [here](#).

关税税率

HS Codes	
HS Code	Description
2207106010	Ethyl alcohol, undenatured , of an alcoholic strength by volume of 80 percent or higher, for fuel use .
2207200010	Ethyl alcohol and other spirits, denatured , of any strength, for fuel use .

Global Tariff Rates on U.S. Ethanol					
Country	HS Code	Unit of Quantity	Rates of Duty		Notes
			General	Special	
Canada	Undenatured	\$/liter	0%	—	NAFTA
	Denatured	\$/liter	0%	—	
Brazil	Undenatured	\$/liter	20%	TRQ at 600 million liters on a quarterly basis at the 20% tariff above the allowance.	Ethanol included in Brazil's list of exceptions; zero percent tariff on ethanol through December 31, 2021 per Resolution #92 (MDIC/CAMEX)
	Denatured	\$/liter	20%		
China	Undenatured	\$/liter	40%	VAT on imports of 17%.	MFN
	Denatured	\$/liter	30%		MFN
India	Undenatured	\$/liter	150%	—	Denatured: 52 percent (30 percent basic + 12.5 percent CVD + 4 percent Special CVD + 3 percent EC); plus custom duty of 2.5 percent.
	Denatured	\$/liter	52%	Basic customs duty applicable.	
Philippines	Undenatured	\$/liter	0%	1%	1% additional duty imposed if imported ethanol is to be used for fuel-blending purposes under Philippine Fuel Ethanol Program.
	Denatured	\$/liter	0%	1%	
Peru	Undenatured	\$/liter	6%	VAT on imports of 18%	U.S.-Peru Trade Promotion Agreement lowered U.S. import duties to 3% (denatured) and 0% (undenatured). Denatured duty will drop to 0% in 2018.
	Denatured	\$/liter	6%		
Korea, South	Undenatured	\$/liter	20%	VAT on imports of 10%	KORUS
	Denatured	\$/liter	103%		
Mexico	Undenatured	\$/liter	16%	—	NAFTA
	Denatured	\$/liter	0%	—	
Nigeria	Undenatured	\$/liter	70%	—	
	Denatured	\$/liter	15%	—	
United Arab Emirates	Undenatured	\$/liter	5%	—	GCC common external tariff.
	Denatured	\$/liter	5%	—	

Tariff Rate Database: If you are interested in tariff rate data for all U.S. export markets, please click [here](#).

其他市场资源

If you are interested in any of the reports described below, please click [here](#).

USDA GAIN reports:

USDA GAIN Reports		
Title	Description	Link
Argentina Biofuels Annual 2017 (GAIN)	This report provides an overview on biofuel use in Argentina.	Read here.
Brazil Biofuels Annual 2017 (GAIN)	This report provides an overview on biofuel use in Brazil.	Read here.
Canada Biofuels Annual 2016 (GAIN)	This report provides an overview on biofuel use in Canada.	Read here.
China Biofuels Annual 2017 (GAIN)	This report provides an overview on biofuel use in China.	Read here.
Colombia Biofuels Annual 2017 (GAIN)	This report provides an overview on biofuel use in Colombia.	Read here.
EU-28 Biofuels Annual 2017 (GAIN)	This report provides an overview on biofuel use in the EU-28.	Read here.
EU-28: Biofuel Mandates in the EU by Member State (GAIN)	This report provides an overview on the biofuel use mandates in the various EU member states. It supplements the EU-28 Biofuels Annual Report.	Read here.
India Biofuels Annual 2017 (GAIN)	This report provides an overview on biofuel use in India.	Read here.
Indonesia Biofuels Annual 2017 (GAIN)	This report provides an overview on biofuel use in Indonesia.	Read here.
Korea Bioethanol Workshop 2017	The report includes an overview of the 2017 Bioethanol Workshop and Roundtable in Seoul, Korea.	Read here.
Malaysia Biofuels Annual 2017 (GAIN)	This report provides an overview on biofuel use in Malaysia.	Read here.
Peru Biofuels Annual 2017 (GAIN)	This report provides an overview on biofuel use in Peru.	Read here.
Philippines Biofuels Annual 2017 (GAIN)	This report provides an overview on biofuel use in the Philippines.	Read here.
Romania Biofuels Market Overview 2017 (GAIN)	This report provides an overview on biofuel use in Romania.	Read here.
Spain's Biodiesel and Renewable Diesel Overview 2017 (GAIN)	This report provides an overview on biofuel use in Spain.	Read here.
Thailand Biofuels Annual 2017 (GAIN)	This report provides an overview on biofuel use in Thailand.	Read here.