



乙醇市场及价格数据

2018年1月23日

目录

乙醇，燃料和副产品价格..... 2

关税税率..... 8

其他市场资源..... 9

## 乙醇、燃料和副产品价格

燃料及其他副产品相较价格 - 美元/加仑					
产品	目前价格	前周平均	去年同期	周度百分比变化	年度百分比变化
<b>乙醇</b>					
乙醇 (现货离岸价 美湾)	\$1.400	\$1.391	\$1.541	0.6%	-9.2%
乙醇 (现货离岸价 Santos, 巴西)	\$2.288	\$2.271	\$2.606	0.8%	-12.2%
美湾与 Santos 价差	-\$0.889	-\$0.881	-\$1.065	0.9%	-16.6%
乙醇 (现货离岸价 太平洋西北)	\$1.443	\$1.446	N/A	-0.2%	N/A
<b>汽油/化学组分/添加剂</b>					
MTBE (现货离岸价 美湾)	\$2.14	\$2.07	\$1.92	3.4%	11.5%
MTBE 与乙醇价差 (现货离岸价 美湾)	\$0.74	\$0.68	\$0.38	2.7%	20.6%
<b>"芳烃" 辛烷值增加剂 (BTX)</b>					
苯 (现货离岸价 美湾)	\$3.16	\$3.09	\$3.14	2.1%	0.6%
甲苯 NITN (现货离岸价 美湾)	\$2.52	\$2.45	\$2.43	2.6%	3.4%
混合二甲苯 (现货离岸价 美湾)	\$2.59	\$2.36	\$2.44	9.8%	6.2%
芳烃加权平均价 (BTX)	\$2.64	\$2.48	\$2.52	6.5%	4.5%
汽油 (现货离岸价 美湾)	\$1.871	\$1.828	\$1.591	2.3%	17.6%

Source: World Perspectives, Inc.

燃料及其他副产品相较价格 - 美元/公升					
产品	目前价格	前周平均	去年同期	周度百分比变化	年度百分比变化
<b>乙醇</b>					
乙醇 (现货离岸价 美湾)	\$0.370	\$0.367	\$0.407	0.6%	-9.2%
乙醇 (现货离岸价 Santos, 巴西)	\$0.605	\$0.600	\$0.688	0.8%	-12.2%
美湾与 Santos 价差	-\$0.235	-\$0.233	-\$0.281	0.9%	-16.6%
乙醇 (现货离岸价 太平洋西北)	\$0.381	\$0.382	N/A	-0.2%	N/A
<b>汽油/化学组分/添加剂</b>					
MTBE (现货离岸价 美湾)	\$0.56	\$0.55	\$0.51	3.4%	11.5%
MTBE 与乙醇价差 (现货离岸价 美湾)	\$0.19	\$0.18	\$0.10	2.7%	20.6%
<b>"芳烃" 辛烷值增加剂 (BTX)</b>					
苯 (现货离岸价 美湾)	\$0.83	\$0.82	\$0.83	2.1%	0.6%
甲苯 NITN (现货离岸价 美湾)	\$0.66	\$0.65	\$0.64	2.6%	3.4%
混合二甲苯 (现货离岸价 美湾)	\$0.68	\$0.62	\$0.64	9.8%	6.2%
芳烃加权平均价 (BTX)	\$0.70	\$0.65	\$0.67	6.5%	4.5%
汽油 (现货离岸价 美湾)	\$0.49	\$0.48	\$0.42	2.3%	17.6%

Source: World Perspectives, Inc.

\*Note: prior year Ethanol FOB PNW values will be available in 2018.

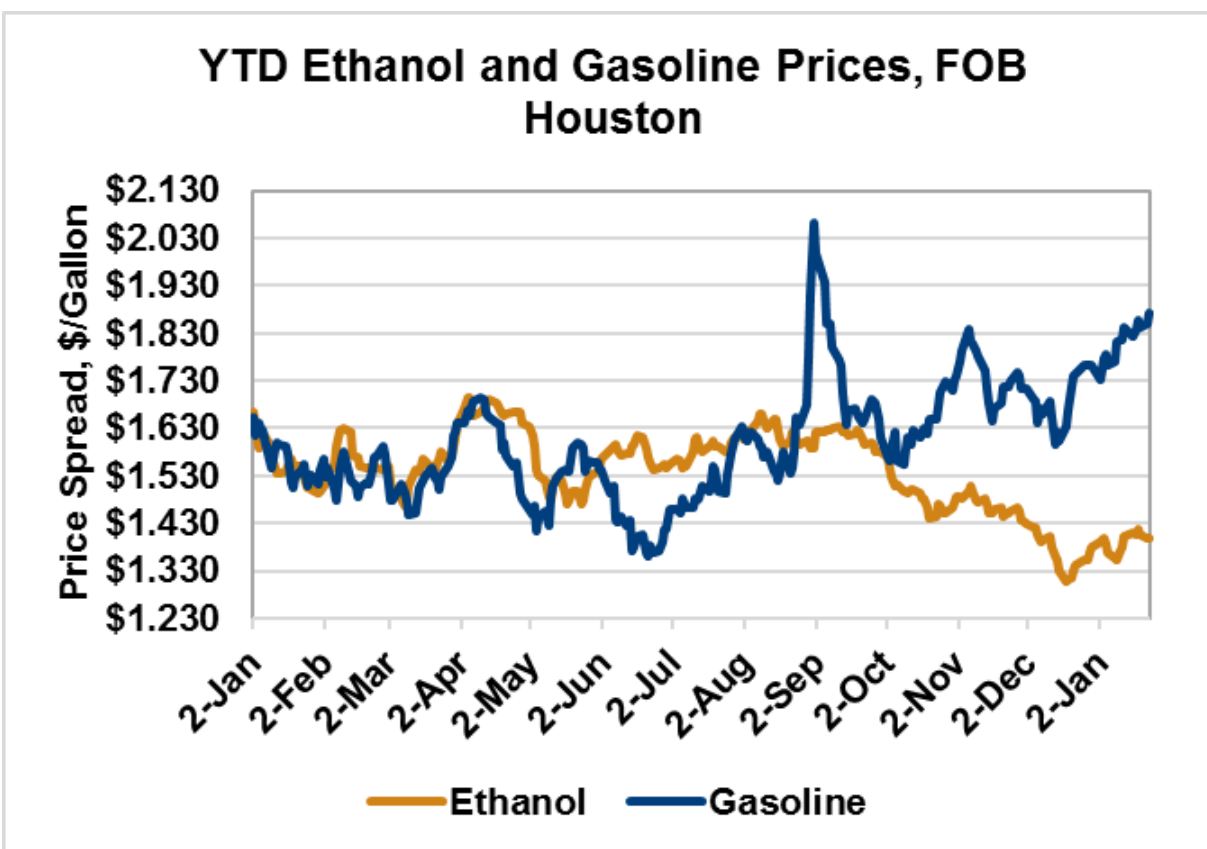
**市场展望：**美国乙醇及能源产品本周开高。CBOT2月乙醇期货价格周一闭盘降1.8%，中西部批发乙醇价降1%。

休斯顿离岸乙醇价较上周升0.196美分/升（约合0.74美分/加仑）。由于乙醇产量下降，预计本周价格会持续上升。巴西Santos乙醇现货比上周增长1%（增长0.601美分/公升至60.604美分/加仑或增长2.27美分/加仑至229.41美分/加仑）。

休斯顿和Santos现货离岸价差再次使美国原产地货受青睐。本周五闭盘价是近期6个月内最低价，价差达到最低点。

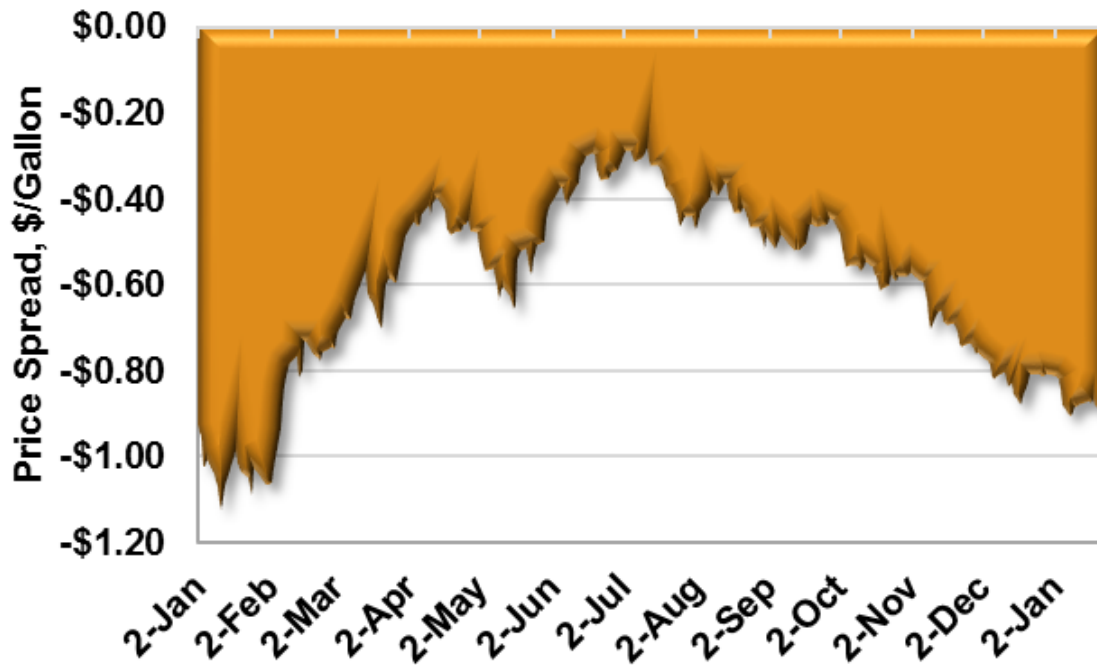
MTBE价格比之前一周上涨2.3%，达到55.85美分/公升（或211.41美分/加仑）。MTBE美湾现货离岸价比休斯顿乙醇现货离岸价高18.913美分/公升（或71.59美分/加仑）。

汽油及原油产品本周起高。RBOB（新配方含氧混合汽油）期货价格走高2.8%（1.31美分/公升或4.96美分/加仑），84号辛烷值RBOB和87号辛烷值RBOB分别走高2.8%。WTI原油期货较上周上涨1.45美元/桶，布伦特期货价格走高1.53美元/桶



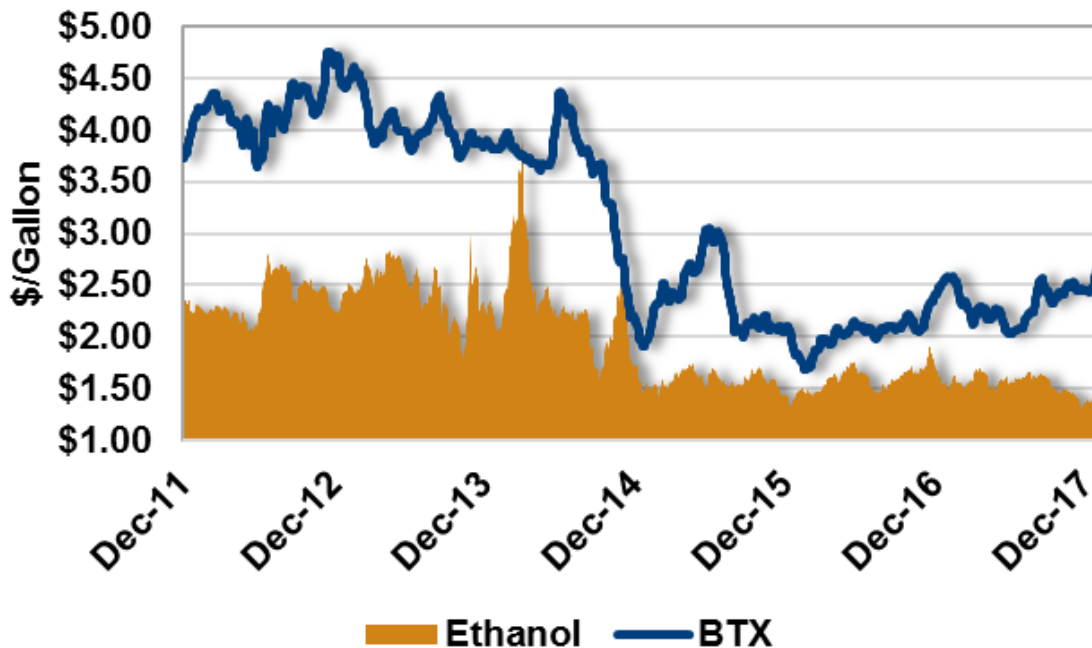
Source: World Perspectives, Inc.

## YTD FOB Houston - FOB Santos, Brazil Ethanol Price Spread



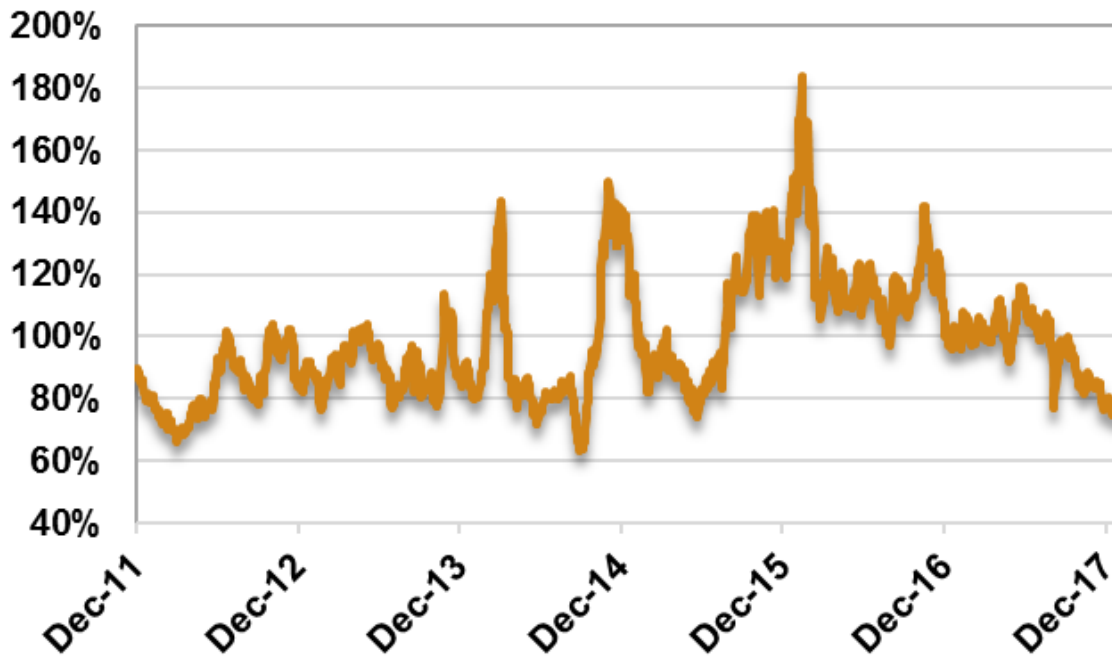
Source: World Perspectives, Inc.

## Daily Weighted Average BTX and Ethanol Prices, FOB Gulf



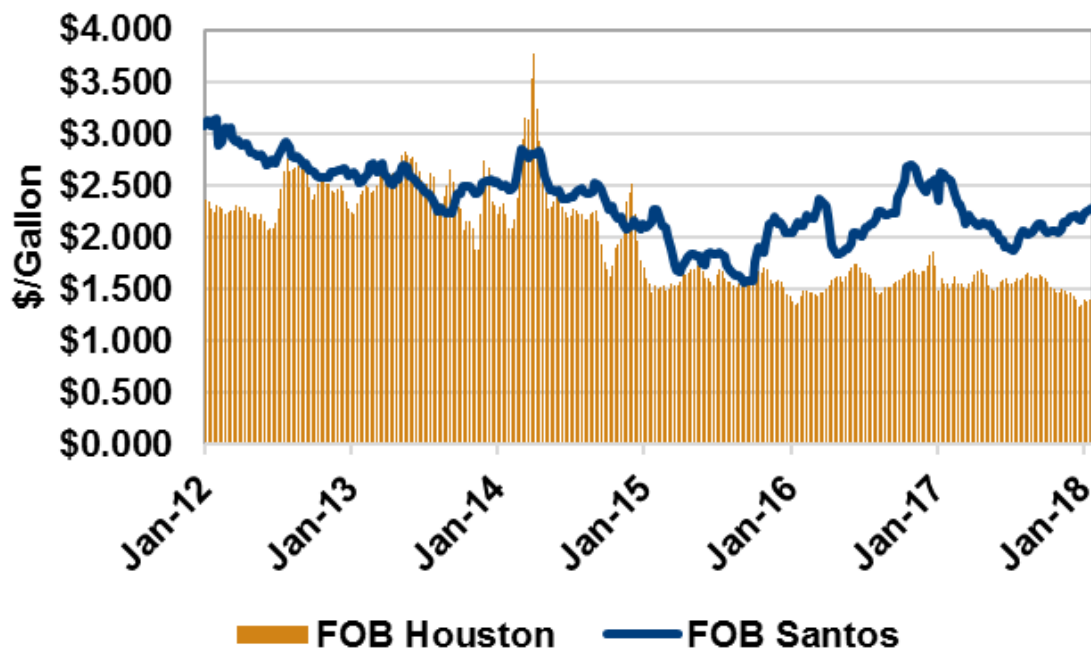
Source: World Perspectives, Inc.

## Ethanol as % of Gasoline, FOB U.S. Gulf Prices



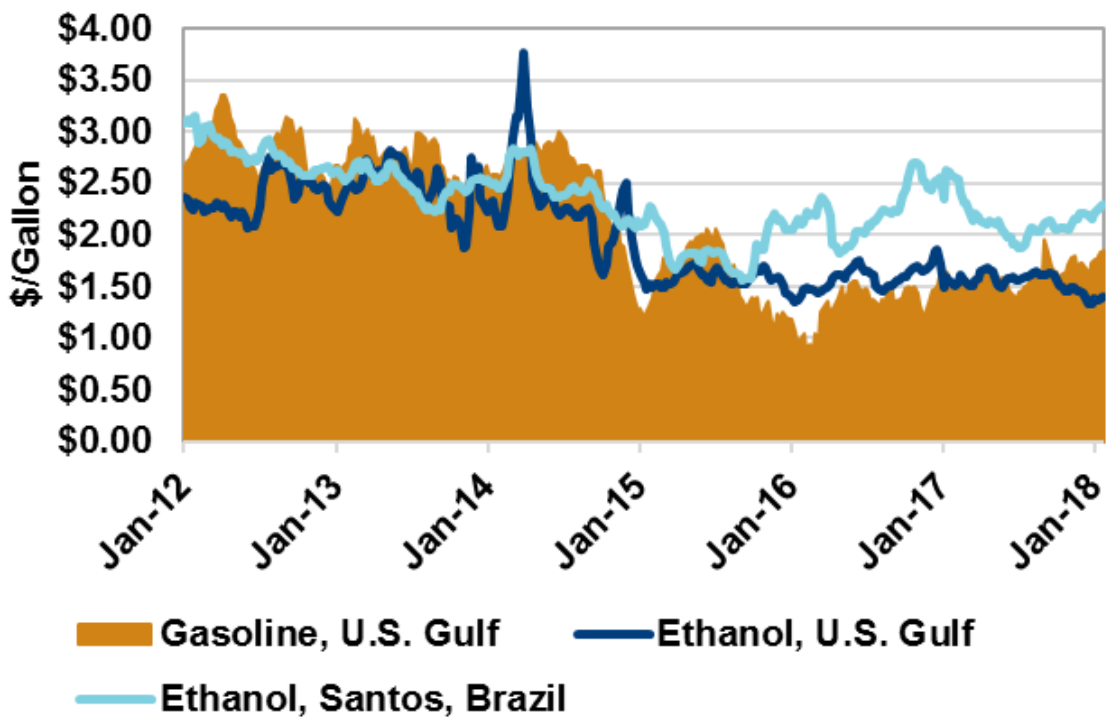
Source: World Perspectives, Inc.

## FOB Ethanol Prices, U.S. Gulf and Santos, Brazil



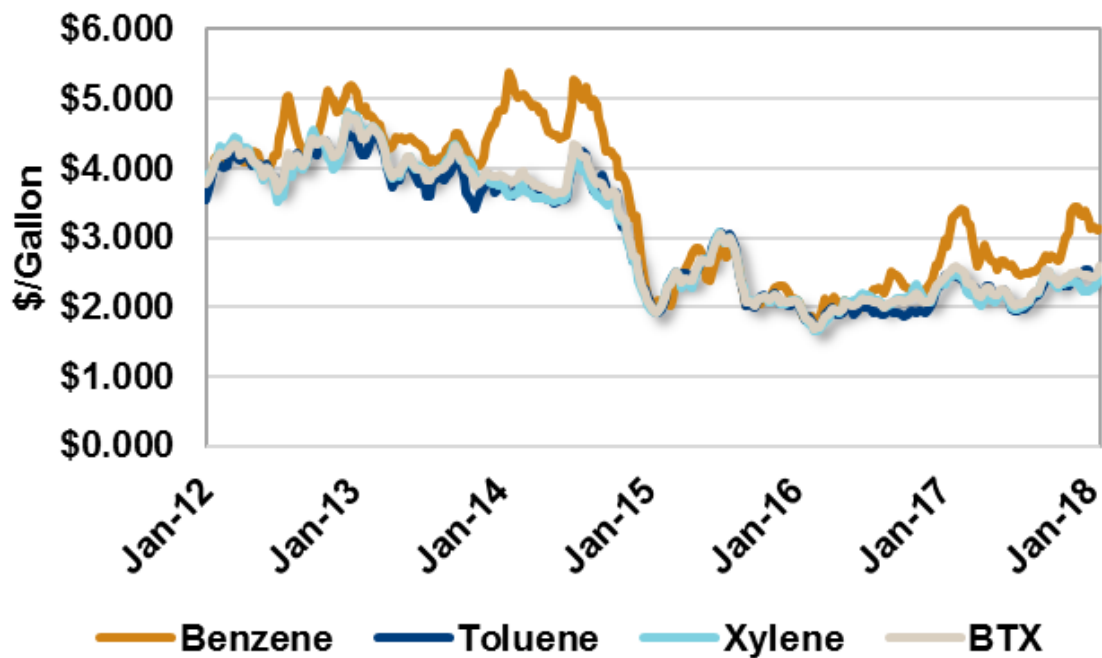
Source: World Perspectives, Inc.

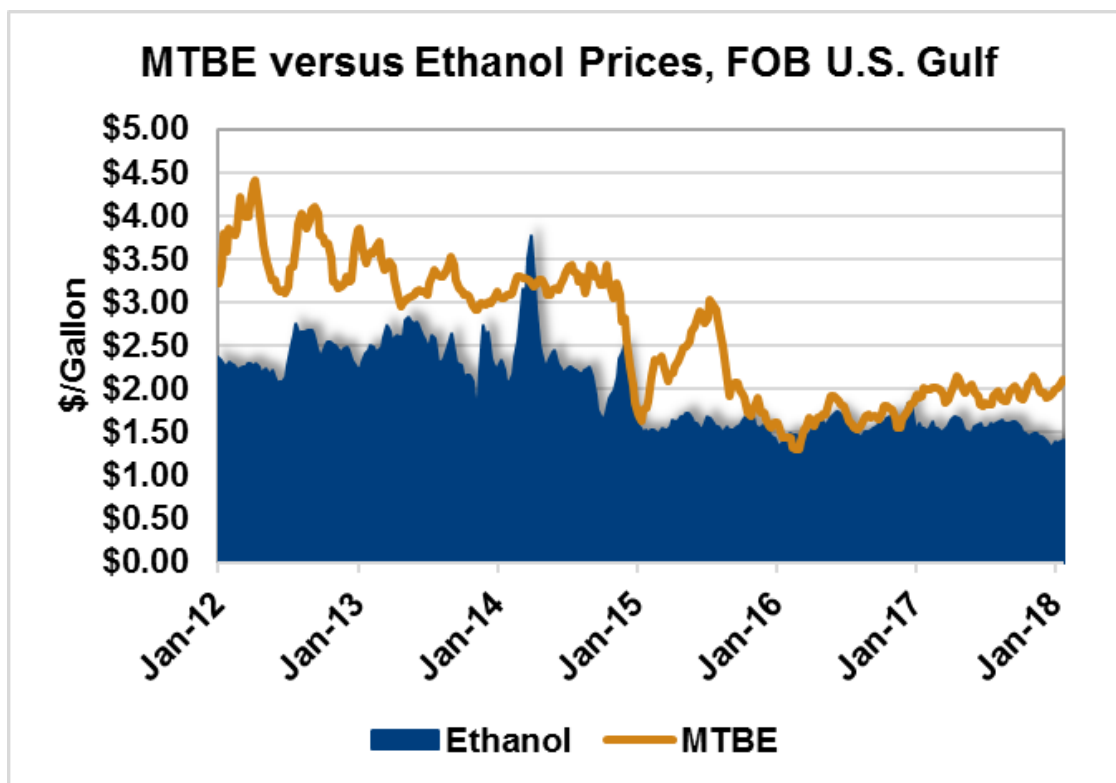
## FOB Gasoline and Ethanol Prices



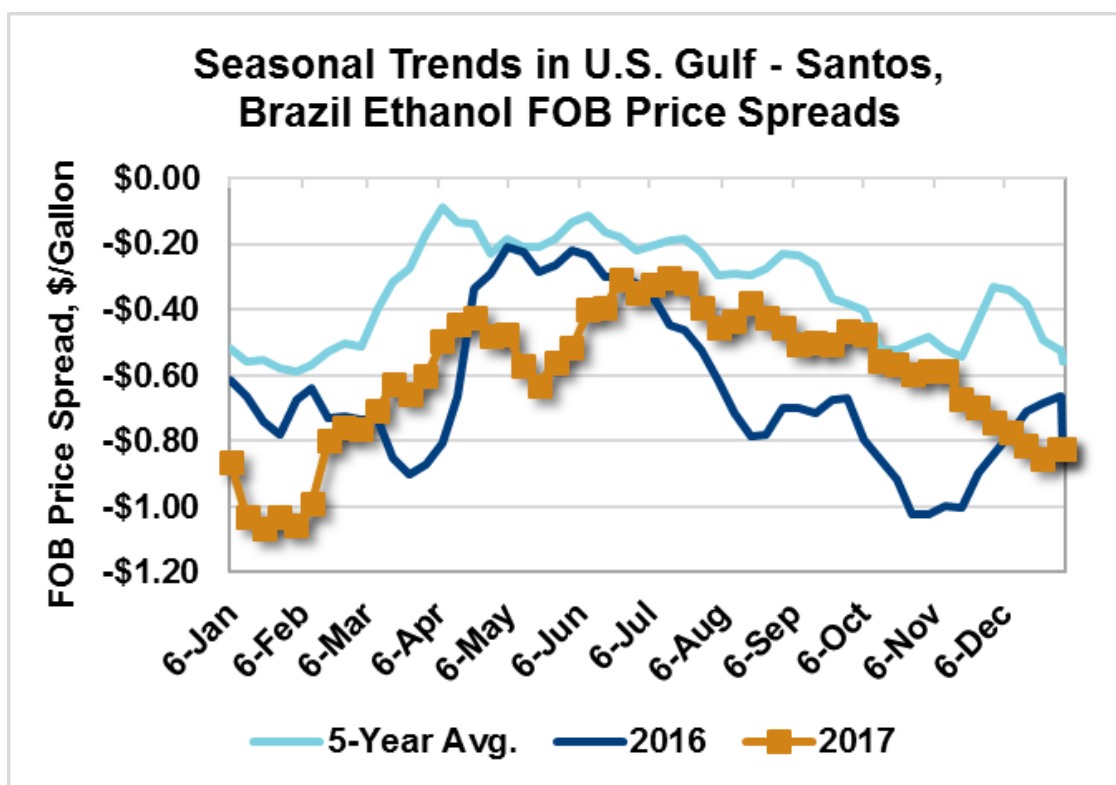
Source: World Perspectives, Inc.

## U.S. Benzene, Toluene, and Xylene Prices and Estimated BTX Value





Source: World Perspectives, Inc.



Source: World Perspectives, Inc.

**Price Database:** If you are interested in historical price data, please click [here](#).



## 关税税率

HS Codes	
HS Code	Description
2207106010	Ethyl alcohol, <b>undenatured</b> , of an alcoholic strength by volume of 80 percent or higher, <b>for fuel use</b> .
2207200010	Ethyl alcohol and other spirits, <b>denatured</b> , of any strength, <b>for fuel use</b> .

Global Tariff Rates on U.S. Ethanol					
Country	HS Code	Unit of Quantity	Rates of Duty		Notes
			General	Special	
Canada	Undenatured	\$/liter	0%	—	NAFTA
	Denatured	\$/liter	0%	—	
Brazil	Undenatured	\$/liter	20%	TRQ at 600 million liters on a quarterly basis at the 20% tariff above the allowance.	Ethanol included in Brazil's list of exceptions; zero percent tariff on ethanol through December 31, 2021 per Resolution #92 (MDIC/CAMEX)
	Denatured	\$/liter	20%		
China	Undenatured	\$/liter	40%	VAT on imports of 17%.	MFN
	Denatured	\$/liter	30%		MFN
India	Undenatured	\$/liter	150%	—	Denatured: 52 percent (30 percent basic + 12.5 percent CVD + 4 percent Special CVD + 3 percent EC); plus custom duty of 2.5 percent.
	Denatured	\$/liter	52%	Basic customs duty applicable.	
Philippines	Undenatured	\$/liter	0%	1%	1% additional duty imposed if imported ethanol is to be used for fuel-blending purposes under Philippine Fuel Ethanol Program.
	Denatured	\$/liter	0%	1%	
Peru	Undenatured	\$/liter	6%	VAT on imports of 18%	U.S.-Peru Trade Promotion Agreement lowered U.S. import duties to 3% (denatured) and 0% (undenatured). Denatured duty will drop to 0% in 2018.
	Denatured	\$/liter	6%		
Korea, South	Undenatured	\$/liter	20%	VAT on imports of 10%	KORUS
	Denatured	\$/liter	103%		
Mexico	Undenatured	\$/liter	16%	—	NAFTA
	Denatured	\$/liter	0%	—	
Nigeria	Undenatured	\$/liter	70%	—	
	Denatured	\$/liter	15%	—	
United Arab Emirates	Undenatured	\$/liter	5%	—	GCC common external tariff.
	Denatured	\$/liter	5%	—	

**Tariff Rate Database:** If you are interested in tariff rate data for all U.S. export markets, please click [here](#).



## 其他市场资源

---

### USCG-funded studies:

- **Description of USGC-funded ethanol studies TBD.**
- If you are interested in any of the reports described here, please click [here](#).

### USDA GAIN reports:

USDA GAIN Reports		
Title	Description	Link
Argentina Biofuels Annual 2017 (GAIN)	This report provides an overview on biofuel use in Argentina.	<a href="#">Read here.</a>
Brazil Biofuels Annual 2017 (GAIN)	This report provides an overview on biofuel use in Brazil.	<a href="#">Read here.</a>
Canada Biofuels Annual 2016 (GAIN)	This report provides an overview on biofuel use in Canada.	<a href="#">Read here.</a>
China Biofuels Annual 2017 (GAIN)	This report provides an overview on biofuel use in China.	<a href="#">Read here.</a>
Colombia Biofuels Annual 2017 (GAIN)	This report provides an overview on biofuel use in Colombia.	<a href="#">Read here.</a>
EU-28 Biofuels Annual 2017 (GAIN)	This report provides an overview on biofuel use in the EU-28.	<a href="#">Read here.</a>
EU-28: Biofuel Mandates in the EU by Member State (GAIN)	This report provides an overview on the biofuel use mandates in the various EU member states. It supplements the EU-28 Biofuels Annual Report.	<a href="#">Read here.</a>
India Biofuels Annual 2017 (GAIN)	This report provides an overview on biofuel use in India.	<a href="#">Read here.</a>
Indonesia Biofuels Annual 2017 (GAIN)	This report provides an overview on biofuel use in Indonesia.	<a href="#">Read here.</a>
Korea Bioethanol Workshop 2017	The report includes an overview of the 2017 Bioethanol Workshop and Roundtable in Seoul, Korea.	<a href="#">Read here.</a>
Malaysia Biofuels Annual 2017 (GAIN)	This report provides an overview on biofuel use in Malaysia.	<a href="#">Read here.</a>
Peru Biofuels Annual 2017 (GAIN)	This report provides an overview on biofuel use in Peru.	<a href="#">Read here.</a>
Philippines Biofuels Annual 2017 (GAIN)	This report provides an overview on biofuel use in the Philippines.	<a href="#">Read here.</a>
Romania Biofuels Market Overview 2017 (GAIN)	This report provides an overview on biofuel use in Romania.	<a href="#">Read here.</a>
Spain's Biodiesel and Renewable Diesel Overview 2017 (GAIN)	This report provides an overview on biofuel use in Spain.	<a href="#">Read here.</a>
Thailand Biofuels Annual 2017 (GAIN)	This report provides an overview on biofuel use in Thailand.	<a href="#">Read here.</a>